

LIGHTING GUIDE

LED-LIGHTS SUITABLE FOR JOHN DEERE, NEW HOLLAND, FENDT, DEUTZ, CLAAS, CASE-IH AND VALTRA

TABLE OF CONTENTS

<u>JOHN DEERE.....</u>	3
<u>NEW HOLLAND.....</u>	6
<u>MASSEY FERGUSON.....</u>	9
<u>FENDT.....</u>	11
<u>VALTRA.....</u>	13
<u>CLAAS.....</u>	15
<u>CASE IH.....</u>	17
<u>DEUTZ.....</u>	20
<u>STEYR.....</u>	22
<u>CONSTRUCTION MACHINERY.....</u>	24
<u>TRAILERS.....</u>	27
<u>DISPLAY UNIVERSAL WORKLIGHTS.....</u>	28
<u>DISPLAY UNIVERSAL BEACONS.....</u>	29

LED LIGHTS

SUITABLE FOR JOHN DEERE



Pos.	Article number	Illustration	Specifications	Suitable for
1	LA10427		LED-work light 72 W, 5040 lm, Floodlight, Ø150,9 / H171,9xT119,8	Suitable for: SGII- or VCE
1, 5	LA10512		LED-work light 30 W, 2400 lm, 6 LEDs, plug type H11, B143xH83xT60	Suitable for: 7000, 7010, 8000, 8010 Harvester
2	LA10416, LA10416G		LED-work light 40 W, 4500 lm - wide Floodlight B120xH110xT93 LA10416 (black frame) LA10416G (grey frame)	Suitable for: 6020, 6030, 6M, 5020, 5M, 5R
3	LA10414		Work light LED, 40W, 4000lm, 152x75x108mm	Suitable for: all models
4	LA10431		LED-work light, 20 W, 1750 lm, Floodlight, B138xH63xT45	Suitable for: 6000 Serie (6000, 6010) 7000 Serie (7000, 7010, 7200, 7210 7400, 7410, 7510, 7600, 7610, 7700, 7710, 7800, 7810) 8000 serie (8100, 8100T, 8110, 8110T, 8200, 8200T, 8210, 8210T 8300, 8300T, 8310, 8310T 8400, 8400T, 8410, 8410T)
6	LA80034, LA80036		LED front light with position and indicator light. L136.4xH91xD40	Suitable for: many models

LED LIGHTS

SUITABLE FOR JOHN DEERE



Pos.	Article number	Illustration	Specifications	Suitable for
	KADT029005		Adapter cable DT male to 9005 female, German 2-pin	Suitable for: John Deere MP280
1	LA10440		LED work light, 40 W, 3800 lm, wide floodlight, Ø112xH164xD69	Suitable for: 6000 Serie
4	LA10448		LED-work light 40 W, 3500 lm, very wide Floodlight	Suitable for: 5E-9RX Serie
4	LA10449		LED-work light 40 W, 3500 lm, very wide floodlight. The bracket can be removed, and the lighting installed.	Suitable for: 5E-9RX Serie
4	LA10439		LED-Work light, 30 W, 2400 lm, Floodlight, including 2 brackets	Suitable for: 5E-9RX Serie
5	LA10432		LED work light, 65 W, 5200 lm, wide floodlight, H94xW123xD74	Suitable for: 5E-9RX Serie. Also, for self-propelled harvesters.

LED DISPLAY

SUITABLE FOR JOHN DEERE

Selling LED work lights has become easy today! This display shows what your customer needs for his tractor to benefit 4-6 times more light output than the original lighting! On the side panels information is given to which models and series it will fit. The dimensions are 845x360x290mm so perfect to show on your parts counter or shop.

Item no:
DISPLEJD1:
Display for John Deere with mounted lights.

KITLEDJD1:
Display for John Deere with mounted lights including initial stock at special price to start selling right away.

Note; Displays do not offer testing mode as light output can very high. If needed, we can support you with instruction how to do this.



Lighting available for display	Illustration	Specifications
LA10512		Work light LED, 30W, 2400lm, rectangular, Flood, H11
LA10432		Work light LED, 65W, 5200lm, oval
LA10416		Work light LED, 40W, 3800lm, round, white, 110x93x145mm, Wide flood, 4 LED's
LA10416G		Work light LED, 40W 4500lm, Wide Flood
LA10439		Work light LED, 30W, 2400lm, oval
LA10448		Work light LED, 40W, 3500lm, oval, Ultra Wide Flood
LA10449		Work light LED, 40W, 3500lm, oval, Ultra Wide Flood
LA10431		Work light LED, 20W, 1750lm, rectangular
KADT029005		Adaptor cable DT plug to 9005 socket

LED LIGHTS

SUITABLE FOR NEW HOLLAND



Pos.	Article number	Illustration	Specifications	Suitable for
2, 4, 6	LA10429		LED-work light 40 W, 4800 lm, Floodlight, Built-in model	Suitable for: T1804B, T2104, T2304, T4, T4000, T5, T5000, T6000, T7, T7000, T8, TD5, TN, TS Serie. T8000 + TG Modelle. T8010, T8020, T8030, T8040, T805, TG210, TG215, TF230, TG245, TG255, TG275, TG285, TG305 Serie
4, 5	LA10423		LED-work light 42 W, 2800 lm, Floodlight, mount for top and front attachment	Suitable for: 10, 30, 40, 60, TM, TS, TW Serie
5	LA104211		LED-Work light, 90 W, 6000 lm, Floodlight, pivoting bracket for front, rear or lateral attachment	Suitable for: 10, 30, 40, 60, TM, TS, TW Serie
2, 4	LA10411 (eft), LA10412 (right)		LED-work light 21 W, 2600 lm, Floodlight, front and rear for Q-cab and Super Q-cab. Accessories LA104WFR (white frame)	Suitable for: Ford 35 Serie, Fiat L Serie, New Holland 60 Serie and TL + TM Serie
2, 4	LA10420		LED-work light 54 W, 4100 lm, Floodlight, Built-in model	Suitable for: TG, TSA, T6000, T7000, T7500, T8000 Serie
1,2	LA10556		LED-work light 30 W, 4200 lm. Flood type beam. Diffuse light pattern. Ideal for nearby use at tractor.	Suitable for: many models von New Holland, Ford.

LED LIGHTS

SUITABLE FOR NEW HOLLAND



Pos.	Article number	Illustration	Specifications	Suitable for
2, 4	LA10414		LED-work light 40 W, 4000 lm, wide Floodlight. B152xH108xT75	Suitable for: 70 Serie
2,4,5	LA10558		LED-work light 56 W, 5320 lm, wide floodlight, for pivot mounting on top, bottom, front, back and side	Suitable for: T6000 Serie (T6010, T6020, T6030, T6040, T6050, T6060, T6070, T6080, T6090) T7000 Serie (T7030, T7040, T7050, T7060, T7070), Serie T6 Auto Command Tier 4B / T6.140 - Motor TIER 4B (7-13-12-15)

LED DISPLAY

SUITABLE FOR NEW HOLLAND

Selling LED work lights has become easy today! This display shows what your customer needs for his tractor to benefit 4-6 times more light output than the original lighting! On the side panels information is given to which models and series it will fit. The dimensions are 845x360x290mm so perfect to show on your parts counter or shop.

Item no:
DISPLEDNH1:
Display for NEW HOLLAND with mounted lights.

KITLEDNH1:
Display for NEW HOLLAND with mounted lights including initial stock at special price to start selling right away.

Note; Displays do not offer testing mode as light output can very high. If needed, we can support you with instruction how to do this.



Lighting available for display	Illustration	Specifications
LA10420		Work light LED, 54W, 4100lm, rectangular, Flood
LA10411		Work light LH LED, 21W, 2600lm, rectangular, 10-30V, white, 158x84x95mm, Flood, 14 LED's
LA10412		Work light RH LED, 21W, 2600lm, rectangular, 10-30V, white, 158x84x95mm, Flood, 14 LED's
LA10423		Work light LED, 42W, 2800lm, rectangular, Flood
LA10429		Work light LED, 40W, 4800lm, round, Flood
LA10445		Work light LED, 24W, 2240lm, oval, Flood
KADT029005		Adaptor cable DT plug to 9005 socket

LED LIGHTS

SUITABLE FOR MASSEY FERGUSON



Pos.	Article number	Illustration	Specification	Suitable for
2,4,5	LA10423		LED-work light 42 W, 2800 lm, Floodlight, Pivoting mount for top and front attachment	Suitable for: 3000, 3100 und 3600 Serie
2, 4	LA10430		LED-work light 24 W, 3220 lm, Combo light: Floodlight and Spotlight, Built-in model for canopy	Suitable for: many models of the Series 5000, 6000, 7000, 8000
2, 4	LA80300		LED-work light 27 W, 3375 lm, Combo light: Floodlight and spotlight, Built-in model for canopy	Suitable for: models of the series 3000, 4200, 4300, 6100, 6200, 8100, 8200
4,6	LA10422		LED headlights, 21W, daytime running lights, low beam and high beam, suitable for installation on the cab roof.	Suitable for: older models with front loader, series models 3000, 4200, 4300, 6100, 6200, 8100, 8200
6	LA10447		LED-work light 42 W, 4200 lm, wide Floodlight, Built-in model	Suitable for: 6000, 7000, 8000 Serie
6	LA10429		LED-work light 40 W, 4800 lm, Floodlight, Built-in model.	Suitable for: SCR- models series 5000, 6000, 7000, 8000

LED DISPLAY

SUITABLE FOR MASSEY FERGUSON

Selling LED work lights has become easy today! This display shows what your customer needs for his tractor to benefit 4-6 times more light output than the original lighting! On the side panels information is given to which models and series it will fit. The dimensions are 845x360x290mm so perfect to show on your parts counter or shop.

Item no:
DISPLEDMF1:
Display for Massey Ferguson with mounted lights.

KITLEDMF1:
Display for Massey Ferguson with mounted lights including initial stock at special price to start selling right away.

Note; Displays do not offer testing mode as light output can very high. If needed, we can support you with instruction how to do this.



Lighting available for display	Illustration	Specifications
LA10430		Work light LED, 24W, 3220lm, oval
LA10429		Work light LED, 40W, 4800lm, round, Flood
LA10445		Work light LED, 24W, 2240lm, oval, Flood
LA80300		Work light LED, 27W, 3375lm, rectangular, 10-30V, white, AMP plug, Combo, 18 LED's
LA10423		Work light LED, 42W, 2800lm, rectangular, Flood
LA10414		Work light LED, 40W, 4000lm, rectangular, white, 152x75x108mm Deutsch plug, Wide flood, 8 LED's
LA10432		Work light LED, 65W, 5200lm, oval

LED LIGHTS SUITABLE FOR FENDT



Pos.	Article number	Illustration	Specifications	Suitable for
1	LA10410		LED-work lights, 67W, 5600lm, wide floodlight with Deutsch connector and dark green frame.	Suitable for: 200-900 Serie, SCR, S3, S4
1,2,4	LA10414		LED-work lights, 40 W, 4000 lm, wide floodlight, includes 2 different brackets for mounting	Suitable for: favourite, Farmer, 200-900 Serie, Com3, SCR
4	LA10416/LA1046G		LED-work lights, 40 W, 4500 lm, for top, bottom, lateral and corner mounting, accessory LASWIV1 matching swivel head mount.	Suitable for: SCR
4	LA10422		LED-Headlight, 21 W, daytime running light, low beam and high beam, suitable for installation on the cab roof.	Suitable for: 200-900 Serie, Com3
2, 4	LA80300		LED-work lights, 27 W, 3375 lm, combi lamp for close and long range, suitable for installation on the cab roof.	Suitable for: 200-900 Serie, Com3
6	LA10447		LED-work lights, 42W, 4200lm, flood beam light. built-in model.	Suitable for: 700, 800, 900 Serie

LED DISPLAY

SUITABLE FOR FENDT

Selling LED work lights has become easy today! This display shows what your customer needs for his tractor to benefit 4-6 times more light output than the original lighting! On the side panels information is given to which models and series it will fit. The dimensions are 845x360x290mm so perfect to show on your parts counter or shop.

Item no:
DISPLEDFT1:
Display for Fendt with mounted lights.

KITLEDFT1:
Display for Fendt with mounted lights including initial stock at special price to start selling right away.

Note; Displays do not offer testing mode as light output can very high. If needed, we can support you with instruction how to do this.



Lighting available for display	Illustration	Specifications
LA80300		Work light LED, 27W, 3375lm, rectangular, 10-30V, white, AMP plug, Combo, 18 LED's
LA10422		Headlight LED, 21W
LA10414		Work light LED, 40W, 4000lm, rectangular, white, 152x75x108mm Deutsch plug, Wide flood, 8 LED's
LA10410		Work light LED, 67W, 5600lm, square, white, 111x82.5x99mm Deutsch plug, Wide flood, 20 LED's
LA10447		Work light LED, 42W, 4200lm, round
LA10416		Work light LED, 40W, 3800lm, round, white, 110x93x145mm, Wide flood, 4 LED's

LED LIGHTS

SUITABLE FOR VALTRA



Pos.	Article number	Illustration	Specifications	Suitable for
1	LA10423		LED-work lights, 42 W, 2800 lm, floodlight, Pivoting mount for top and front attachment	Suitable for: All Models
2	LA10411 (left), LA10412 (right)		LED-work lights, 21 W, 2600 lm, floodlight, front and rear	Suitable for: Valmet 6000, 7000, 8000 Serie
1, 2, 4, 5	LA10557		LED-work lights, 63 W, 4950 lm.	Suitable for: Model A4, N4, T4, S4
5	LA10422		LED-Headlight, 21 W, daytime running light, low beam and high beam, suitable for installation on the cab roof.	Suitable for: older Valtra-Modelle / 900 Model with front loader/front power lift
6	LA80300		LED-work lights, 27 W, 3375 lm, combi lamp for close and long range, suitable for installation on the cab roof.	Suitable for: older Valtra-Model / 900 Model
6	LA10447		LED-work lights, 42 W, 4200 lm, wide floodlight	Suitable for: A4, N4, T4, S4 Serie
2, 4, 5	LA10551		LED-work lights, 40W, 4000lm, AMP connection	Suitable for: A4, N4, T4, S4 Serie

LED DISPLAY

SUITABLE FOR VALTRA




Selling LED work lights has become easy today! This display shows what your customer needs for his tractor to benefit 4-6 times more light output than the original lighting! On the side panels information is given to which models and series it will fit. The dimensions are 845x360x290mm so perfect to show on your parts counter or shop.

Item no:
DISPLEDVA1:
Display for Valtra with mounted lights.

KITLEDVA1:
Display for Valtra with mounted lights including initial stock at special price to start selling right away.

Note; Displays do not offer testing mode as light output can very high. If needed, we can support you with instruction how to do this.



Lighting available for display	Illustration	Specifications
LA10557		Work light LED, 54W, 7200lm, square, 10-30V, white, Flood, 9 LED's
LA10551		Work light LED, 40W, 4000lm, round, white, 10/30V, AMP plug, 4 LED's, 360 degrees
LA10099		Work light LED, 15W, 1800lm, square, 12-55V, Deutsch plug, 123x74x100mm, Flood, 9 LED's
LA104211		Work light LED, 90W, 6000lm, rectangular, 10-30V, white, Flood, Deutsch plug, 30 LED's
LA10411		Work light LH LED, 21W, 2600lm, rectangular, 10-30V, white, 158x84x95mm, Flood, 14 LED's
LA10412		Work light RH LED, 21W, 2600lm, rectangular, 10-30V, white, 158x84x95mm, Flood, 14 LED's
LA10447		Work light LED, 42W, 4200lm, round

LED LIGHTS SUITABLE FOR CLAAS



Pos.	Article number	Illustration	Specifications	Suitable for
2, 4, 5	LA10558		LED-work light 56 W, 5320 lm, wide floodlight, for pivot mounting on top, bottom, front, back and side	Suitable for: Axion Serie, Arion Serie etc.
2, 4, 5	LA10551		LED-work light 40 W, 4000 lm, AMP-connection, Pivot mounting	Suitable for: Jaguar, Lexion, Arion, Axion, Atos
6	LA10430		LED-work light 24 W, 3220 lm, Combo light: Floodlight and Spotlight, Built-in model for canopy	Suitable for: 697
2, 4	LA80300		LED-work light 27 W, 3375 lm, Combination light for close and long range, suitable for installation on the cab roof	Suitable for: Jaguar, Lexion, Dominator, Mega, Medion, Xerion
6	LA10447		LED-work light 42 W, 4200 lm, wide Floodlight, Built-in model	Suitable for: Arion 500, 600, 800, 900, Axion, Lexion 600, 700
	KADT062SFF2M		Adapter cable, connection type German and AMP	Suitable if an AMP connection is required on the tractor, but the lighting only has a DT connection.

LED DISPLAY

SUITABLE FOR CLAAS

Selling LED work lights has become easy today! This display shows what your customer needs for his tractor to benefit 4-6 times more light output than the original lighting! On the side panels information is given to which models and series it will fit. The dimensions are 845x360x290mm so perfect to show on your parts counter or shop.

Item no:
DISPLEDCS1:
Display for Claas with mounted lights.

KITLEDCS1:
Display for Claas with mounted lights including initial stock at special price to start selling right away.

Note; Displays do not offer testing mode as light output can very high. If needed, we can support you with instruction how to do this.



Lighting available for display	Illustration	Specifications
LA10551		Work light LED, 40W, 4000lm, round, white, 10/30V, AMP plug, 4 LED's, 360 degrees
LA10447		Work light LED, 42W, 4200lm, round
LA10501		Work light 1800lm
LA10558		Work light LED, 56W, 5320lm, oval, white, 10/30V, Deutsch plug, Wide flood, 8 LED's
LA10525		Work light LED, 60W, 6000lm, oval, 12-60V, 154x105x70mm, Flood
LA10525BR		Side bracket for LA10525
LA80300		Work light LED, 27W, 3375lm, rectangular, 10-30V, white, AMP plug, Combo, 18 LED's

LED LIGHTS

SUITABLE FOR CASE IH



Pos.	Article number	Illustration	Specifications	Suitable for
1, 2	LA10556		LED-work light 30 W, 4200 lm. Flood beam light. Pivot mounting ground illumination	Suitable for: Puma, Maxxum, Magnum 45, 55, 56 Serie
1, 2, 4	LA10414		LED-work light 40 W, 4000 lm, wide Floodlight. B152xH108xT75	Suitable for: older models
5	LA104211		LED-Work light, 90 W, 6000 lm, Floodlight, pivoting bracket for front, rear or lateral attachment	Suitable for: many models
1, 2, 4	LA10099		LED-work light, 15 W, 1800 lm, Floodlight, Plug type German 2-pin	Suitable for: older models
4	LA80300		LED-work light, 27 W, 3375 lm, Combination light for close and long range, suitable for installation on the cab roof	Suitable for: CS Serie
6	LA10447		LED-work light, 42 W, 4200 lm, wide Floodlight, Built-in model	Suitable for: new models

LED LIGHTS

SUITABLE FOR CASE IH



Pos.	Article number	Illustration	Specifications	Suitable for
6	LA10429		LED-work light 40 W, 4800 lm, Floodlight. Built-in model for front and top.	Suitable for: Farmall 85A, 95A, 105A, Magnum (new Models), Puma, MX Serie, Steiger, Quadtrac.
4	LA10420		LED-work light, 54 W, 4100 lm, Floodlight, Built-in model	Suitable for: CS, CVX, Maxxum, Puma, MXU
2, 4, 5	LA10558		LED-work light, 56 W, 5320 lm, wide floodlight, for pivot mounting on top, bottom, front, back and side	Suitable for: new Models

LED DISPLAY

SUITABLE FOR CASE IH

Selling LED work lights has become easy today! This display shows what your customer needs for his tractor to benefit 4-6 times more light output than the original lighting! On the side panels information is given to which models and series it will fit. The dimensions are 845x360x290mm so perfect to show on your parts counter or shop.

Item no:
DISPLEDCI1:
Display for CASE IH with mounted lights.

KITLEDIC1:
Display for CASE IH with mounted lights including initial stock at special price to start selling right away.

Note; Displays do not offer testing mode as light output can very high. If needed, we can support you with instruction how to do this.



Lighting available for display	Illustration	Specifications
LA10420		Work light LED, 54W, 4100lm, rectangular, Flood
LA104211		Work light LED, 90W, 6000lm, rectangular, 10-30V, white, Flood, Deutsch plug, 30 LED's
LA10410R		Work light LED, 67W, 5600lm, square, 10/30V, white, Deutsch plug, Wide flood, 20 LED's
LA10558		Work light LED, 56W, 5320lm, oval, white, 10/30V, Deutsch plug, Wide flood, 8 LED's
LA10556		Work light LED, 30W, 4200lm, rectangular, 10-30V, white, Flood, Deutsch + ITT plug, 30 LED's
LA10429		Work light LED, 40W, 4800lm, round, Flood, Kramp

LED LIGHTS

SUITABLE FOR DEUTZ



Pos.	Article number	Illustration	Specifications	Suitable for
1, 2, 4	LA10414		LED-work light, 40 W, 4000 lm, wide Floodlight, incl. 2 different brackets for mounting	Suitable for: all models
1, 2, 4, 5	LA10551		LED-work light, 40 W, 4000 lm, AMP-Connection, Pivot mounting	Suitable for: Deutz Agrotron 5,6,7,8,9 M, TTV, C6000, C7000, C9000 Serie. Same Diamond, Explorer, Fortis, Virtus, Iron (Stage3A), Lamborghini Mach, Nitro, R6, R8, Spark, Strike Serie. Hürlimann XB, XL, XM.
1, 4, 5	LA10099		LED-work light, 15 W, 1800 lm, Floodlight, Plug type Deutsch 2-pin	Suitable for: Deutz Agrotron
2, 4	LA80300		LED-work light, 27 W, 3375 lm, Combination light for close and long range, suitable for installation on the cab roof	Suitable for: AgroStar 4.61 4.71 6.11 6.21 6.31 6.61
1, 2, 4	LA10512		LED-work light, 30 W, 2400 lm, Floodlight, H11-Plug, Pivot mounting	Suitable for: Agrotron, Agrostar, DX-Serie

LED DISPLAY

SUITABLE FOR DEUTZ

Selling LED work lights has become easy today! This display shows what your customer needs for his tractor to benefit 4-6 times more light output than the original lighting! On the side panels information is given to which models and series it will fit. The dimensions are 845x360x290mm so perfect to show on your parts counter or shop.

Item no:
DISPLEDDZ1:
Display for Deutz with mounted lights.

KITLEDZ1:
Display for Deutz with mounted lights including initial stock at special price to start selling right away.

Note; Displays do not offer testing mode as light output can very high. If needed, we can support you with instruction how to do this.



Lighting available for display	Illustration	Specifications
LA10551		Work light LED, 40W, 4000lm, round, white, 10/30V, AMP plug, 4 LED's, 360 degrees
LA10512		Work light LED, 30W, 2400lm, rectangular, Flood, H11
LA104211		Work light LED, 90W, 6000lm, rectangular, 10-30V, white, Flood, Deutsch plug, 30 LED's
LA10555		Work light LED, 27W, 3000lm, square, white, 10/30V, Deutsch plug, Wide flood, 9 LED's
LA10016		Work light LED, 25W, 2000lm, round, 10/30V, Ø 117mm, Spot beam, 6 LED's
LA80045		Headlight LED, round, 10-30V, bolt on, Ø 150mm

LED LIGHTS SUITABLE FOR STEYR



Pos.	Article number	Illustration	Specifications	Suitable for
4, 6	LA10428		LED-work light, 40 W, 4800 lm, Floodlight, Plug type Deutsch 2-pin	Suitable for: CVT / CVX Models
1, 2	LA10556		LED-work light 30 W, 4200 lm. Flood type beam ground illumination	Suitable for: CVT, CVX and other models
2	LA10555		LED-work light, 40 W, 4000 lm, AMP-Connection, Pivot mounting	Suitable for: CVT, CVX
4	LA10420		LED-work light, 54 W, 4100 lm, Floodlight, Built-in model	Suitable for: 4110 PROFI, 4120 PROFI, 4130 PROFI model
6	LA80300		LED-work light, 27 W, 3375 lm, Combination light for close and long range, suitable for installation on the cab roof	Suitable for: older Steyr models, 9080 M, 9090 M, 9100 M, 942, 948, 955, 964, 970, M 9078, M 9083, M 9086, M 9094, M 948, M 952, M 958, M 963, M 968, M 975, 8055, 8065, 8075
6	LA10447		LED-work light, 42 W, 4200 lm, wide Floodlight, Built-in model	Suitable for: CVT, CVX and other models

LED DISPLAY

SUITABLE FOR STEYR

Selling LED work lights has become easy today! This display shows what your customer needs for his tractor to benefit 4-6 times more light output than the original lighting! On the side panels information is given to which models and series it will fit. The dimensions are 845x360x290mm so perfect to show on your parts counter or shop.

Item no:
DISPLEDSR1:
Display for Steyr with mounted lights.

KITLED SR1:
Display for Steyr with mounted lights including initial stock at special price to start selling right away.

Note; Displays do not offer testing mode as light output can very high. If needed, we can support you with instruction how to do this.



Lighting suitable for display	Illustration	Specifications
LA10555		Work light LED, 40W, 4000lm, round, white, 10/30V, AMP plug, 4 LED's, 360 degrees
LA104211		Work light LED, 30W, 2400lm, rectangular, Flood, H11
LA10423		Work light LED, 90W, 6000lm, rectangular, 10-30V, white, Flood, Deutsch plug, 30 LED's
LA10447		Work light LED, 27W, 3000lm, square, white, 10/30V, Deutsch plug, Wide flood, 9 LED's
LA10410R		Work light LED, 25W, 2000lm, round, 10/30V, Ø 117mm, Spot beam, 6 LED's
LA10556		Headlight LED, round, 10-30V, bolt on, Ø 150mm
LA80300		Work light LED, 27W, 3375lm, rectangular, 10-30V, white, AMP plug, Combo, 18 LED's

LED LIGHTS

SUITABLE FOR CONSTRUCTION MACHINERY



Pos.	Article number	Illustration	Specifications	Suitable for
5	LA10213 (left) LA10214 (right)		LED combi headlight on the left, including high beam, low beam, direction indicator, position light, daytime running light, tail light, heating (de-icing) Street legal.	Suitable for: wheel loaders, telehandlers, snow clearing machines
4	LA20150, -55, -57, -58		Compact LED light bar, 50 W, 4160 lm, light colour orange, screwable/magnetic	Suitable for: all vehicles
3	LA10301		LED light bar 81 W, 7290 lm, W301.8xH89xD61. COMBO beam = combination of long-range and wide-angle beam	Suitable for: all vehicles
5, 6	LA80031		LED multifunction front light. W147.3xH42.3xD37.4.	Suitable for: all vehicles
1	LA40060		LED combination taillight with rear light, direction indicator, position light and brake light. W147xH42xD37.	Suitable for: all vehicles
1, 3	LA10442		LED-work light 63 W, 3500 lm, Floodlight, B99,9xH111,3xT72,4 Plug type Deutsch 2-pin	Suitable for: all vehicles

LED LIGHTS

SUITABLE FOR CONSTRUCTION MACHINERY



Pos.	Article number	Illustration	Specifications	Suitable for
2	LA10433		LED-Work light, 30 W, 3000 lm, wide Floodlight, B120xH99xT73, Plug type Deutsch 2-pin	Suitable for: all vehicles
4	LA10027 (Spotlight) LA10028 (Floodlight)		LED-work light 42 W, 3780 lm, B100xH128xT82, resistant to vibrations	Suitable for: all vehicles

LED LIGHTS

SUITABLE FOR CONSTRUCTION MACHINERY



Pos.	Article number	Illustration	Specifications	Suitable for
5	LA10209 (right) LA10210 (left)		Multifunction LED headlights - Heavy duty design, high beam, low beam, direction indicator, position light, daytime running light, taillight. Also available as halogen headlights in 12 & 24V.	Suitable for: wheel loaders, telehandlers, snow clearing machines
4	LA20007, LA20008, LA20018, LA20019		LED magnetic light bar, 90 W with 26 functions. For mounting on the display or on the cigarette lighter.	Suitable for: all vehicles
3	LA10415		LED-Work light, 36 W, 4000 lm, wide beam angle, flush mount, AMP	Suitable for: Hydrema C, C-2, D, E & F series. The old square lights can also be replaced by the round version. Only 3 new holes are needed.
5, 6	LA10416 LA10416G (grey frame)		LED-work light 40 W, 4500 lm, wide Floodlight	Suitable for: alle Construction machinery
1	LA40051 LA40052 (5 pin) LA40053		LED rear light, light colour red/white/orange, 12-24 V, multifunctional: rear position light, reversing light, fog light, brake light, rear turn signal, license plate light, Reflector	Suitable for: alle Construction machinery

MARKER LIGHTS

SUITABLE FOR TRAILERS



Increase the safety of your vehicle/trailer with the new Kramp side marklights.

Because: good visibility is essential in every situation!



Pos.	Article number	Illustration	Specifications	Suitable for
1	LA30155R		LED-Marker light, rectangular, 12-24 V, 115.3x41.3x20mm, ADR approval	Suitable for:
3	LA30155IND		LED-Marker light, with indicator signal, rectangular, 12-24 V, 115.3x41.3x20mm, ADR approval	Suitable for:
5	LA30155F		LED-Marker light, rectangular, 12-24 V, 115,3x41,3x20mm, ADR approval	Suitable for:
1	LA30154R		LED-Marker light, rectangular, 12-24 V, 124x49x20mm, ADR approval	Suitable for:
3	LA30154IND		LED-Marker light, with indicator signal, rectangular, 12-24 V, 124x49x20mm, ADR approval	Suitable for:
5	LA30154F		LED-Marker light, rectangular, 12-24 V, 124x49x20mm, ADR approval	Suitable for:
1, 3, 5	LA30163IND (right) LA30164IND (left)		Outline marker lights, LED, 12-24V, 184,9x58x145,5mm, Direction indicators, red/white, orange, ADR approval	Suitable for:

LED DISPLAY

SUITABLE FOR UNIVERSAL WORK LIGHTS

Selling LED work lights has become easy today! This display shows what your customer needs for his tractor to benefit 4-6 times more light output than the original lighting! On the side panels information is given to which models and series it will fit. The dimensions are 845x360x290mm so perfect to show on your parts counter or shop.

Item no:
DISPLEDKRW1:
Display with universal work lights.

KITLEDKRW1:
Display with universal mounted work lights including initial stock at special price to start selling right away.

Note; Displays do not offer testing mode as light output can very high. If needed, we can support you with instruction how to do this.



Lighting suitable for display	Illustration	Specifications
LA10414		Work light LED, 40W, 4000lm, rectangular, white, 152x75x108mm Deutsch plug, Wide flood, 8 LED's.
LA10423		Work light LED, 42W, 2800lm, rectangular, Flood.
LA10445		Work light LED, 24W, 2240lm, oval, Flood.
LA10099		Work light LED, 15W, 1800lm, square, 12-55V, Deutsch plug, 123x74x100mm, Flood, 9 LED's.
LA10047		Work light LED, 48W, 3840lm, square, 10/30V, 159x54.5x112mm, Flood, 16 LED's.
LA10094		Work light LED, 22.5W, 2850lm, square, 10/30V, 89x73x97mm.
LA10416		Work light LED, 40W, 3800lm, round, white, 110x93x145mm, Wide, flood, 4 LED's.

LED DISPLAY

SUITABLE FOR UNIVERSAL BEACONS

Selling LED work lights has become easy today! This display shows what your customer needs for his tractor to benefit 4-6 times more light output than the original lighting! On the side panels information is given to which models and series it will fit. The dimensions are 845x360x290mm so perfect to show on your parts counter or shop.

Item no:
DISPLEDKRB1:
Display with universal flashlights and beacons.

KITLEDKRB1:
Display with universal flashlights and beacons including initial stock at special price to start selling right away.

Note; Displays do not offer testing mode as light output can very high. If needed, we can support you with instruction how to do this.



Lighting suitable for display	Illustration	Specifications
LA20020		Warning beacon LED, 24W, 12-24V, amber, flexible pole mount, Ø 128mm x215mm.
LA20028		Beacon LED Din Pole EMC
LA20022		Beacon LED, magnetic with plug
LA20029		Beacon LED Rechargeable
LA20082		Beacon LED LP Magnet
LA20084		Beacon LED LP Fix mount
LA20063		Warning light LED, amber, 3 LED's

LED DISPLAY

SUITABLE FOR UNIVERSAL BEACONS




Selling LED work lights has become easy today! This display shows what your customer needs for his tractor to benefit 4-6 times more light output than the original lighting! On the side panels information is given to which models and series it will fit. The dimensions are 845x360x290mm so perfect to show on your parts counter or shop.


Item no:
DISPLEDKRB1:
Display with universal flashlights and beacons.

KITLEDKRB1:
Display with universal flashlights and beacons including initial stock at special price to start selling right away.

Note; Displays do not offer testing mode as light output can very high. If needed, we can support you with instruction how to do this.



	Illustration	Specifications
LA20073		Flashing warning light, amber, 3 LED's
LA20074		Flashing warning light , amber, 4 LED's
LA20076		Flashing warning light , amber, 6 LED's



 **KRAMP**
It's that easy.